


# GLOBAL KING™ DOUBLE GIRDER TROLLEYS



**⚠ WARNING**

- To Avoid Injury:**
- Do not exceed working load limit, load rating, or capacity.
  - Do not use to lift people or loads over people.
  - Read and follow all instructions.

**CORNERSTONE**  
MATERIAL HANDLING

1-877-611-2644 [www.cornerstonematerialhandling.com](http://www.cornerstonematerialhandling.com)





# Global King™

Designed and Built to Meet Global Requirements.

The Yale *Global King* wire rope hoist was created for the world market and combines over 130 years of experience with the latest in manufacturing and materials technology, rigid design standards and the best quality components available to create a feature-filled, rugged, easily maintained hoist.

The *Global King* hoist is metric capacity rated, low headroom, heavy-duty, built to meet and exceed either FEM 2m or 3m duty (similar to ASME H4 or H4+ duty) providing long life in heavy applications with the higher lifting speeds and precise positioning control demanded by industry worldwide.




25 Ton Double Girder Trolley

The Yale *Global King*, double girder trolley is a low headroom, heavy-duty design rated for heavy service. These features along with the faster lifting speeds, precise positioning control – demanded by industry world wide – and a metric capacity rating make the *Global King*, *the best trolley buy in the industry.*


Some of the many standard features of the Yale *Global King* Double Girder Trolley:

- Built to meet and exceed either FEM 2m or 3m duty (similar to ASME H4 Or H4+ duty) providing long life in heavy applications.
- Low headroom design provides maximum hook travel.
- Deep grooved rope drum with a standard rope guide.
- 200% torque DC hoist motor brake provides quick, positive stops and load holding.
- All Controls housed in NEMA 4/12 enclosure with easily accessible components.
- Geared upper and lower control circuit hoist limit switch.
- Triple reduction, helical, oil-bath lubricated hoist gearing in a cast aluminum gear case.
- Trolley trucks are a heavy-duty steel weldment fabricated from structural steel shapes for maximum positive alignment of the components.
- Trolley wheels are flat-tread, machined steel, hardened to run on ASCE or square bar rail.
- High impact bumpers are standard on all four corners.




Low headroom design assures maximum hook travel.

# Global King STANDARD FEATURES




## 5-10 TON TROLLEY TRAVERSE DRIVE

Two wheels are driven; one on each side of the frame for maximum traction and uniform tracking. 5-Ton capacity trolleys drive both wheels through a single motor and gear reducer turning a drive shaft which turns a geared wheel and pinion arrangement on each side of the trolley for consistent tracking. 7½ and 10 Ton Trolleys have dual drives with a motor and reducer mounted on each side of the trolley.



## HOIST GEAR CASE & MOTOR


Triple reduction hoist gearing is oil bath lubricated, operating in an oil-tight, cast aluminum gear case. The gear case is conveniently located to allow ease of access in the air, while providing a low headroom design with maximum lift. The motor is two-speed with a 4:1 ratio from high to low speed; giving a low speed for precise load handling and a high speed for fast throughput.



## WIRE ROPE DRUM and ROPE GUIDE

The wire rope drum is machined from quality steel, deep-grooved with a rope guide to help ensure the rope stays in the grooves.

Rope Guide for the 5-10 Ton Hoist




Rope Guide for the 15-25 Ton Hoist



## 15-25 TON TROLLEY TRAVERSE DRIVE

15-25 Ton trolleys have dual traverse drives as standard. Each drive consists of a brake motor driving one wheel through a totally enclosed spur gear reducers for maximum positive traction with heavy loads.



## DRUM, REEVING and LOWER BLOCK

Hoist is reeved to a low-headroom design lower block for minimum headroom and maximum lift. Wire rope is secured to the drum with three heavy ductile iron clamps and designed to have three extra wraps of wire rope on the drum with the rope at full extension (low hook).




## UPPER/LOWER GEARED LIMIT SWITCH

The hoist is provided with an upper/lower, geared control circuit hoist motion limit switch as standard. An additional block-operated upper control circuit limit switch is available as an option.

## HOIST OVERCAPACITY LIMIT SWITCH

A hoist overcapacity limit switch is provided as standard to prevent lifting excessive overloads.



## CONTROL PANEL

Hoist and trolley controls are housed in a common NEMA 4/12 enclosure with the following features as standard:

- Phase-loss detection/protection
- Motor line fusing
- Fused control circuit transformer
- Hoist motion monitor
- Motor thermal overloads
- Hoist over capacity limit switch
- All components are of the highest quality and the panel design meets National Electric Code (NEC).

